

Plinest[®] Hair
POLYNUCLEOTIDES-HPT[™]

**The NEW
Bio-Regenerative
Treatment for Hair
Thinning**

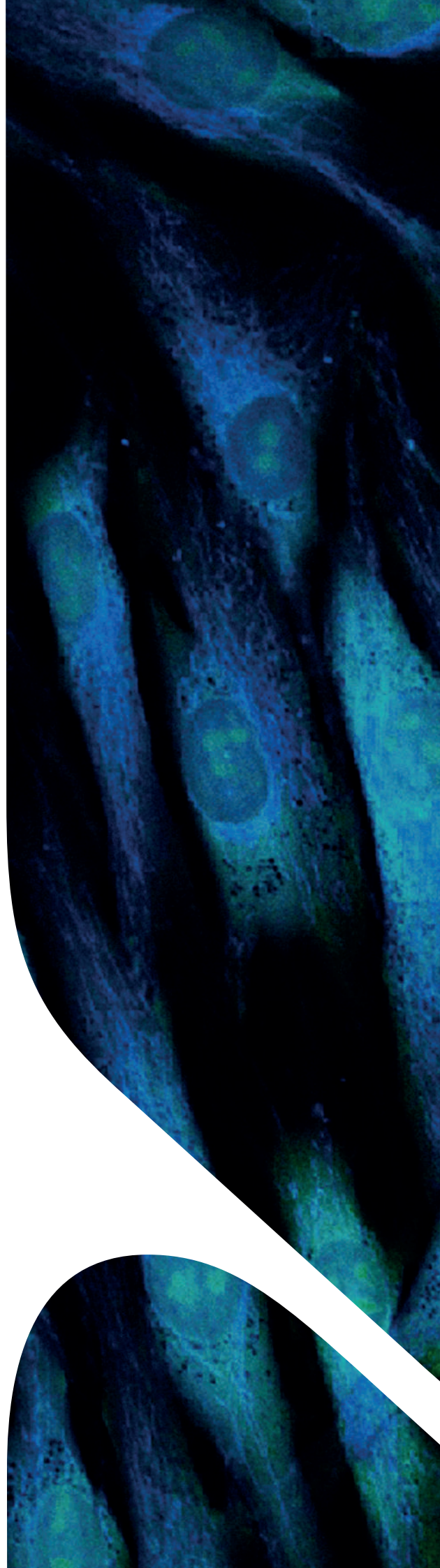
Plinest[®]Hair

Polynucleotides-High Purification Technology (PN-HPT[™]), a DNA fragments extracted from Italian Trout Fish with a patented HPT technology featuring a high degree of purification and safety.

THE KEY BENEFITS

- **Enhance Fibroblast Proliferation**
to strengthen extracellular matrix (ECM) and encourage an environment for nutrients exchange, that provides structural support for hair follicles to thrive and slow down the progression of hair thinning. ^{1,2,3}
- **Regulate Hair Cycle Phases**
by enhancing the hair follicle cells to increase the numbers of hairs in Anagen Phase (Growing Phase) and reduce hair fall during Telogen Phase (Resting Phase). ^{4,7}
- **Promote Tissue Repair**
which is essential for maintaining a healthy scalp environment conducive to hair growth. ^{5,6}

Plinest[®]Hair ENHANCE THE SCALP'S EXTRACELLULAR MATRIX AND IMPROVE THE ENVIRONMENT FOR HAIR GROWTH, LEADING TO THICKER, STRONGER HAIR.



Plinest[®] Hair

WHO WILL BE SUITABLE?


- Androgenic Alopecia
- Hair Loss and Thinning
- Post Partum Hair Thinning
- Eyebrow Thinning
- Pre and Post Hair Transplant Surgery




Scalp



Eyebrows



Beard



Contents:
Polynucleotides-HPT™
(PN-HPT™) 15MG/2ML

Plinest[®]Hair

CLINICAL EVIDENCES

OBJECTIVE: Clinically proven safety and efficacy of **Plinest[®]Hair** for trophic stimulation of the scalp to promote hair growth in cases of female hormonal hair loss ⁷

SUBJECTS: 20 female patients aged between 25 and 65 years suffering from non-androgen-dependent female hormonal alopecia.

PROTOCOL: A 2 ml pre-filled syringe containing 15 mg of PN HPT[™] (**Plinest[®]Hair**), was administered via Microdroplet technique with intradermal infiltrations of 0.2 ml in each droplet.

1st month: One session per week for 4 weeks

2nd, 3rd and 4th month: One session every 2-3 weeks

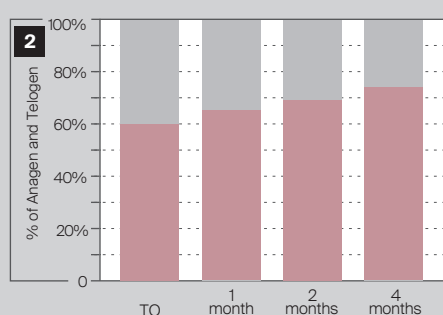
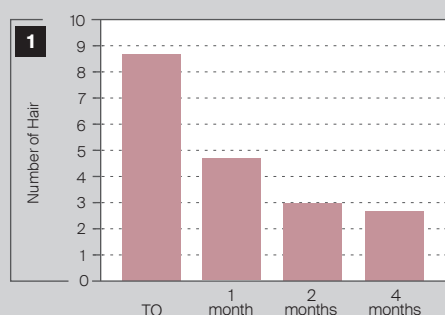


Figure 1. Pull test demonstrated reduction in the number of lost hair

Figure 2: Improvement of trichogram values with hair increase in anagen (growing phase) and hair reduction in telogen (resting phase)

■ Anagen ■ Telogen



Video Dermoscopy demonstrated an increased in the number of average number of hair in a standard area before and after treatment (T0 vs 4 months)

Figure 3A. Baseline assessment (T0, 105 hairs/cm²)

Figure 3B. End of study period (T12, 118 hairs/cm²)

CONCLUSIONS

- **72% OF FEMALE PATIENTS SHOWED AN IMPROVEMENT OF ANDROGENETIC ALOPECIA WITH NO SIDE EFFECTS AND WITH HIGH PATIENT COMPLIANCE**
- **Plinest[®]Hair IMPROVE HAIR GROWTH WITH A MARKED REDUCTION OF HAIR LOSS**

Plinest[®] Hair

CASE REPORT

BEFORE



AFTER



BEFORE



AFTER



BEFORE



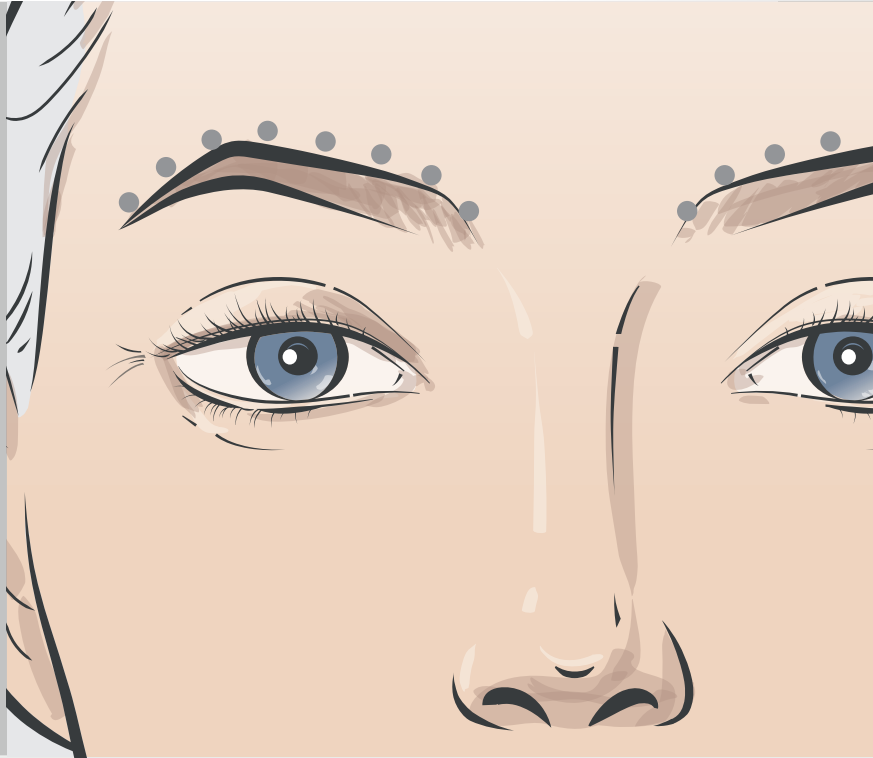

AFTER



Courtesy of Dr. F. Grasso

Plinest[®] Hair

TREATMENT PROTOCOLS AND INJECTION TECHNIQUES



Treatment Protocol

Start-up :

1 session every 7 or 14 days for a total of 4 sessions

Follow up :

1 session every 14 or 21 days for another 2 to 4 sessions

Maintenance :

1 session every 2 months

- **Areas of treatment:**

Scalp ¹, Arches of the eyebrows ¹, forehead, and sensitive skin and delicate areas ²

- **Depth of injection:**

Intradermal ¹

THE FOUNDATION OF BIO-REGENERATION

Polynucleotides HPT[™] PRIMING

A process to prepare the skin and makes it more receptive to medical, aesthetic, and anti-ageing treatments.

It generates a synergistic effect and enhance treatment benefits in combination with other interventions e.g. biotin, hyaluronic acid, carboxytherapy, oral and topical therapy.¹



Plinest[®] Hair

Nourish Your Scalp, Strengthen Your Hair and
Shine with Confidence

REFERENCES:

1. Cavallini M, Bartoletti E, Maioli L, Massirone A, Palmieri IP, Papagni M, Priori M, Trocchi G, members of The Polynucleotides HPT™ Priming Board, Collegio Italiano delle Società Scientifiche di Medicina Estetica (Italian College of the Aesthetic Medicine Scientific Societies) – SIME, AGORÀ, SIES. Consensus Report on the Use of PN HPT™ (Polynucleotides Highly Purified Technology) in Aesthetic Medicine. Journal of Cosmetic Dermatology 2020; 1-7.
2. Colangelo MT, Govoni P, Belletti S, Passi A, Guizzardi S, Galli C. Polynucleotide biogel enhances tissue repair, matrix deposition and organization. Journal of biological regulators & homeostatic agents. 2021; 35 (1): 355-362.
3. Stenn, K. S., & Paus, R. (2001). Controls of hair follicle cycling. Physiological Reviews, 81(1), 449-494.
4. Plikus, M. V., Mayer, J. A., de la Cruz, D., Baker, R. E., Maini, P. K., Maxson, R., & Chuong, C. M. (2008). Cyclic dermal BMP signalling regulates stem cell activation during hair regeneration. Nature, 451(7176), 340-344.
5. Gurtner, G. C., Werner, S., Barrandon, Y., & Longaker, M. T. (2008). Wound repair and regeneration. Nature, 453(7193), 314-321.
6. Sorbellini, E., Ruocco, M., Rinaldi, F., & Trink, A. (2017). Polynucleotides: A New Biotechnological Approach for Hair Growth. Journal of Biological Regulators and Homeostatic Agents, 31(4), 1039-1044.
7. Maurizio Cavallini, Marco Papagni. Polynucleotides Highly Purified Technology (PN-HPT™) at the hair follicle level. Aesthetic Medicine (Volume 7, N° 2), April - June 2021, 46-50

ARDENCE
P H A R M A

Ardence Pharma Sdn Bhd (1291346-D)
T: (6)03-7498 7997 E info@ardencepharma.com
www.ardencepharma.com
  ardencepharma • plinest.sea



Mastelli
At the origin of regeneration